

## Year 1 Week Beginning 24th January 2022

[year1@tynselparkesacademy.co.uk](mailto:year1@tynselparkesacademy.co.uk)

Every day you should read your book or ebook (Oxford Owl) for 10 minutes, along with 15 minutes of Lexia online each day. Don't forget your daily Doodle to keep in the green zone!

### Monday

**Dough disco** - Grand Old Duke of York

<https://www.youtube.com/watch?v=rD-HZAbE7C0>

**Phonics** - We are revising set 2 speed sounds. ay as in play.

<https://www.youtube.com/watch?v=XHRP7VF88yc>

**Guided Reading** - The Three Little Wolves and The Big Bad Pig

This is week two of our guided reading text The Three Little Wolves and The Big Bad Pig. Reread the text extract to remind yourself of the story so far.


Can you remember the prediction you made about what would happen next?

Now read this week's text extract. Was your prediction correct?

Echo read the text with your grown up - their turn your turn. Make sure you listen carefully and repeat each sentence with the same expression and fluency.

**English** - Prince Cinders by Babette Cole

We are learning to predict events and make inferences.



Take a look at the front cover and the title.

Tell your grown up what you think the book will be about and if the title and cover image remind you of another story. Write a prediction including the following information:

- Who will the main character be? • Why do you think this? • How will the character feel? • What might happen in the story?

Now read up to page 6 (slide 8 ). Discuss with your grown up: Who is Prince Cinders? How is the book different/similar to Cinderella so far? How might he be feeling? Why might he feel like that? Have you ever felt left out? Where do you think the fairy came from? What might happen next? Discuss new vocabulary and any words you are unsure of e.g. teasing, prince (rather than princess) and what they mean.

### **Maths** - Count in 2s and count the number of groups of 2.

Counting by 2s song warm up <https://www.youtube.com/watch?v=OCxvNtrcDI8>

This song counts in 2s higher than we have tried before - all the way to 100!

Take a look at this NCETM video, then have a go at the activity sheet.

[https://www.youtube.com/watch?app=desktop&list=PLQqF8sn28L9yTV9WxpHw-9BbqRe\\_f49fr&v=mbCshx2Vu4M&feature=youtu.be](https://www.youtube.com/watch?app=desktop&list=PLQqF8sn28L9yTV9WxpHw-9BbqRe_f49fr&v=mbCshx2Vu4M&feature=youtu.be)

### **History** - **The history of flight and the Wright brothers' development of the aeroplane.**

**Early Attempts at Flight:** Introduce the concept that people have always wanted to fly (the Greek story of Icarus is briefly told here

<https://www.youtube.com/watch?v=gqJLkryHhKQ> )

Work through the PowerPoint. On slide 4 use the link to 'Man's Early Flight Attempts' to play a brief video clip that shows other (sometimes comical) ways in which people have tried - and failed - to fly. If it does not work from the PPT you can CTRL + click here: <https://www.youtube.com/watch?v=gN-ZktmjIfE>

Continue to work through the PowerPoint and look at story of the Montgolfier brothers and their invention of the hot air balloon in 1783, before introducing the question "**Who invented the aeroplane?**" and the story of the Wright brothers.

Use the History of Flight Timeline Activity Sheet to order the various events of flight history.

Check the correct order of events on the timeline.

How has the invention of aeroplanes changed the way people live? What has been the impact of the invention of the aeroplane on people's lives, and how has transport developed and changed since that time?

### **Tuesday**

### **Dough Disco - Muffin Man**

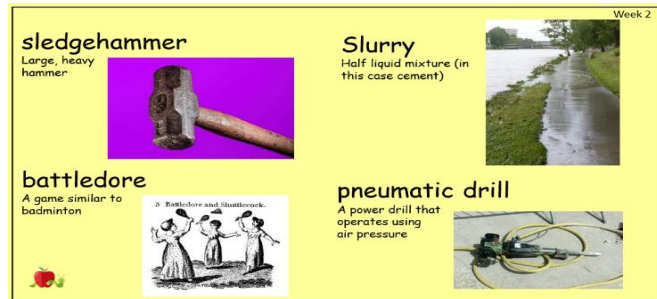
[https://www.youtube.com/watch?v=N4Y\\_dw023G8](https://www.youtube.com/watch?v=N4Y_dw023G8)

**Phonics** - We are revising set 2 speed sounds. ee as in keep.

<https://www.youtube.com/watch?v=HEeuPRGQY54>

**Guided Reading** - The Three Little Wolves and the Big Bad Pig

Take a look at this week's focus vocabulary. Have you come across any of these words before? Now see if you can find and highlight them in the text extract for this week.



**English** - Prince Cinders by Babette Cole

We are learning to make inferences about character.

Share the rest of the story and discuss the differences between the main characters. Look at the selection of objects on the activity sheet. Can you decide which character each object is likely to belong to and explain why?

**Maths** - Count in twos and count on from a multiple of 2

Counting by 2s song warm up <https://www.youtube.com/watch?v=OCxvNtrcDI8>

You can watch today's lesson here.

[https://www.youtube.com/watch?v=\\_to8oWn5poQ&list=PLQqF8sn28L9yTV9WxpHw-9BbqRe\\_f49fr&index=2](https://www.youtube.com/watch?v=_to8oWn5poQ&list=PLQqF8sn28L9yTV9WxpHw-9BbqRe_f49fr&index=2)

Yesterday, we counted objects that usually come in 2s, but we can count anything in 2s. It is a little trickier if they are not arranged evenly! On today's activity sheet, see if you can circle the objects in 2s, count how many groups of 2 and then use your super counting in multiples of 2 to see how many altogether.

**Geography** - Name the four countries in the United Kingdom and locate them on a map.

In Geography we have been looking at where we live, Utttoxeter. Today we are exploring the United Kingdom. Can you find where the United Kingdom is in the world with a globe, map or using Google Maps? Then look closely at the United Kingdom, it's made up of four different countries. Can you locate them on



the map? Can you locate the seas that surround the United Kingdom?

**Worship** - Learn our class song about determination "Don't Give Up by Bruno Mars and Sesame Street"



In school we are learning this song to sing to the rest of the school. Have a listen and see if you can join in with the words.

[https://www.youtube.com/watch?v=QEIU\\_HYESs](https://www.youtube.com/watch?v=QEIU_HYESs)

**Wednesday**

**Finger gym** <https://www.youtube.com/watch?app=desktop&v=ZxRGVLOzaFo>



Animal Fingers by Jack Hartmann is an action fingerplay that engages active participation while counting to five with Jack and his animal friends. Build your brain and body and act out the rhymes with Jack the first time through. Get ready to speed up the action the second time through!

**Phonics** - We are revising set 2 speed sounds. igh as in light.

<https://www.youtube.com/watch?v=KYf4BvIMq1E>

**Guided Reading** - The Three Little Wolves and the Big Bad Pig

So far the Three Little Wolves have built a house of bricks and one of concrete. Read to slide 11 of the story. The concrete house was no match for the Big Bad

Pig and his pneumatic drill! For today's challenge I'd like you to draw a picture and write a sentence to describe what you think will happen next.

Are you surprised with the story so far? Why? How is it different to the three little pigs?

### **English** - Prince Cinders by Babette Cole

**We are learning to summarise events.**

Listen to the story here: <https://www.youtube.com/watch?v=SOaEIIHT4tI>

Now using the activity sheet, choose words from the word bank to complete the sentences and retell the story.

### **Maths** - Build the concept of units of 10 and count in tens

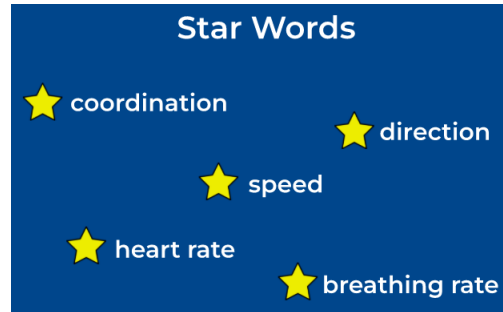
You can view today's lesson here.

[https://www.youtube.com/watch?v=QOZ5UjVoIDg&list=PLQqF8sn28L9yTV9WxpHw-9BbqRe\\_f49fr&index=3](https://www.youtube.com/watch?v=QOZ5UjVoIDg&list=PLQqF8sn28L9yTV9WxpHw-9BbqRe_f49fr&index=3)

Have a go at the practice activity then use the activity sheet to see if you can fill in the missing multiples of ten.

### **PE** - What does my body do when I move?

In this lesson, we will learn how your body changes direction and speed and how the heart and lungs respond when you are active.



<https://classroom.thenational.academy/lessons/what-does-my-body-do-when-i-move-64vkgt>

- We will be involved in walking and running activities.
- We will know the effects of exercise on the body (heart rate / breathing rate).
- We will know how to stop and start safely.
- We will be able to describe how to change direction / change speed (demonstrate what body parts move and how they move).

## **RE - Islam - The Qur'an**

The Qur'an is the holy book of Islam, it is full of stories telling Muslims how to live their lives and be good. Watch two of these stories and think about message it tells Muslims.

<https://www.bbc.co.uk/bitesize/clips/z9tqb82>

The stories teach Muslims that all creatures, no matter how small are important and that they have a responsibility to look after all of them.

Last week we learned how Muhammad received the teachings of Allah from the angel Jibril. The holy book, the Qur'an is very important to Muslims. Watch this clip.

<https://www.bbc.co.uk/programmes/p02mwjsw>

Muslims respect the holy book and have special rules about how to look after it, and how to use it.

One should wash (wudu) before handling the Quran or reading from its text.

[https://www.youtube.com/watch?v=iV\\_nZJMLhmo](https://www.youtube.com/watch?v=iV_nZJMLhmo)

When one is not reading or reciting from the Quran, it should be closed and stored in a clean, respectable place. Nothing should be placed on top of it, nor should it ever be placed on the floor or in a bathroom

1. The Qur'an should be kept covered.
2. It should be kept on a high shelf.
3. Hands should be washed before touching it.
4. The Qur'an should be put on a stand when read.

Colour in the copy of the Qur'an with beautiful, colourful patterns.

### **Thursday**

**Finger gym** - One from the left

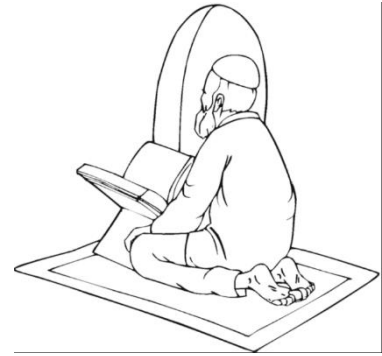
<https://www.youtube.com/watch?v=2CX-jFsVtR4>

**Phonics** - We are revising set 2 speed sounds. ow as in snow.

<https://www.youtube.com/watch?v=1dAgjY8u-18>

**Guided Reading** - The Three Little Wolves and the Big Bad Pig

On today's activity sheet you will see five events from our story, but they are in the wrong order! Can you cut out the sentences and sequence them correctly?



First, the three little wolves built their house out of bricks.

After this, the three little wolves built a new house out of concrete.

Finally, the three little wolves built a third house.

Next, the Big Bad pig blew this second house down.

Then the Big Bad Pig blew the first house down.


### English - Prince Cinders by Babette Cole

We are learning to explore vocabulary in a text.

Reread the first two pages of the story on the activity sheet. Can you spot any adjectives?

Remember that these are describing words that usually come before a noun (object or thing).

Highlight the adjectives that you have spotted and have a go at writing them in sentences of your own.



Now take a look the fairy spells on activity sheet 2. What does rhyming mean? Can you find and circle any of the rhyming words? Can you come up with any more words that sound the same?

### Maths - Count on from a multiple of 10 and identify the number of tens in a multiple of 10

You can view today's lesson here:

[https://www.youtube.com/watch?v=WKo7jOV7aZk&list=PLQqF8sn28L9yTV9WxpHw-9BbqRe\\_f49fr&index=4](https://www.youtube.com/watch?v=WKo7jOV7aZk&list=PLQqF8sn28L9yTV9WxpHw-9BbqRe_f49fr&index=4)

Have a go at the activity, how many groups of 10? How many altogether?

### PSHE - Me and Other People.

We are learning to understand that there are different types of teasing and bullying, that bullying is wrong and how to get help to deal with bullying.

Today we are thinking about different types of teasing. What does teasing mean? Can you think of a time when you were teased but it was fun? In Prince

Cinders we have seen that he was teased by his brothers. Think about when teasing becomes unpleasant. Sometimes what one person thinks is fun can be hurtful to someone else. Discuss with your grown up what a person might feel or do if they are being teased in an unpleasant way.

**Science** - Understand and identify natural and man-made materials.


Work through the PowerPoint and complete the activities.

Can you make a list of natural and man-made materials?

Natural Man-made



Can you sort the materials by their properties?



Properties of Materials		
flexible	rigid	soft
hard	shiny	dull
magnetic	strong	fragile

Knight Owl Teaching Resources

**Friday**

**Dough Disco** - Incy Wincy Spider

[https://www.youtube.com/watch?v=KSBO8N4ctJg&list=PLE5NH\\_8stslu2\\_93xgNh6MqFuCkQePzDI](https://www.youtube.com/watch?v=KSBO8N4ctJg&list=PLE5NH_8stslu2_93xgNh6MqFuCkQePzDI)


**Phonics** - We are revising set 2 speed sounds. oo as in poo at the zoo.

<https://www.youtube.com/watch?v=pD1wqyQ6NR0>

**Handwriting** - Practice reading and writing the Year 1 common exception words.

Common Exception Words		
a	are	your
the	were	they
do	was	be
to	is	he
today	his	me
of	has	she
said	I	we
says	you	no

**English** - Prince Cinders by Babette Cole



Have you enjoyed reading Prince Cinders?

Watch the animated film here.

<https://www.youtube.com/watch?v=jPCobrg78Yc>

Based on Babette Cole's best-selling children's book and featuring the voices of Jennifer Saunders, Jim Broadbent, Craig Charles and Jonathan Ross - "Prince Cinders" is an animated,

outrageously funny twist on the classic Cinderella story brought to you by The Illuminated Film Company.

Today it's your turn to be a film critic. Write a piece for the Tynsel Times reviewing the film. What did you think of it? What was your favourite part? Would you recommend it to a friend? What star rating would you give it out of 5?

**Maths** - Build the concept of units of 5, count in fives and count on from a multiple of 5

You can view today's maths lesson here:

[https://www.youtube.com/watch?v=BK9tXIiRueY&list=PLQqF8sn28L9yTV9WxpHw-9BbqRe\\_f49fr&index=5](https://www.youtube.com/watch?v=BK9tXIiRueY&list=PLQqF8sn28L9yTV9WxpHw-9BbqRe_f49fr&index=5)

Have a go at the practice activities then take complete the worksheet.

**Art** - Van Gogh's Landscapes

We have looked at Monet's landscapes and cityscapes. This week we are learning all about Van Gogh.

Read through the PowerPoint and follow the video link to learn about the techniques used by Van Gogh and his changing influences.



Watch this video and have a go at creating your own "Starry Night" in the style of Van Gogh. Although Van Gogh used water colours or oil paints in his paintings, you can use chalks, pastels or crayons.

<https://www.youtube.com/watch?v=qDGllyQk7Gc>

**Have a great weekend!**